


Bhratang: Apple Crag

General access

Easy to find, leave the Farmhouse and walk across the street into the apple field. Check with the owner of the apple farm first! Once you are in, walk towards Chame (right) along the back dirt road until a tall cliff.


Right sector



All routes bolted by Nepal Climbing Team association during the Manang Bolting Trip in June 2022.

- 1 - "Daami" - 6a+
- 2 - "Apple Brandy" - 6b+
- 3 - "Verdon style" - 7a
- 4 - "Save the trees" - 5c
- 5 - "Swedish crag" - 6a+
- 6 - "Rock Trip Manang" - 6a
- 7 - "French salami" - 7a

Middle sector



1. "Genesis" - 6b+, 8 bolts, 20 meters

A slab that starts easy with a tricky section near the end! It might still be dirty so please put some time in to brush some of the holds for the future cleanliness!

2. "Exodus" - 7b+, 15 bolts. 35 meters

The extension to Genesis and it climbs one of the best Tufas we've seen in Nepal! A MUST CLIMB! (If your rope isn't long enough for lowering – stop at Genesis anchor and re-thread.

3. "Mesala Mastah" - 7b, 14 bolts, 25 meters

The first route bolted during the 2018 trip! Ground up like the rest and well worth the harness rash! Climb up the left side of the giant tufa and onto the delicate technical face on perfect black rock!


4. "Apple Juiced" - 8a, 14 bolts, 25 meters

The hardest line in the valley so far. I weird start to a nice tufa rest and the rest is mini boulder problem, rest and repeat! The end packs a good punch!

5. "Face Off" – 7a+, 12 bolts, 25 meters

Yes, the first bolt is high but you start by climbing the tree and then stemming across to the wall until you've clipped the 3rd bolt! (Tree climbing is climbing too). The first 2 moves are tricky then a wonderful jug packed route for 9 clips until the end. A wonderful balancy ending one nice orange rock!

Left sector



1 - "Royal Slab" - 6c+

2 - "Team Spirit" - 5c

3 - "Dahl Bath Power" - 6a

4 - "Eagle Nest" - 6a


4 - Bhratang: River Side

General access

From the apple farm lodge, go toward the river and cross the bridge to reach the cliff on the right side of the river, before the other river going down from Annapurna 2



Left side of the cliff



1 - "Bastien crag" - 5b bolted

This easy root is ideal to practice natural protection

2 - "Jam Jam" - 5b

3 - "Hanging balls" - 7b

4 - "Temple hugh" - 7a

5 - "Yack crag" - 6a

6 - "Windy corner" - 5c

7 - "Nepal Creek" - 5b - Natural geer protection, only belay station in place

Central part



8 - "Mental Mental" - 6a+

9 - "Friendship story" - 6a+

10 - "Hungry crag" - 6a

11 - "Geneper" - 6a

12 - "Dry tree" - 6a

Right part



13 - "Don't give up" - 5c
Start from the tree to avoid bush climbing

14 - "Anything is possible" - 5b
Start from the tree to avoid bush climbing

15 - "Chicken momos" - 6a

16 - "Wild roses" - 6a

5 - Bhratang: Roadside cliff

Access:


Easy to find, leave the Farmhouse and head towards Manang and in 10min you'll see the towering cliff before the first big left hand turn in the road. "Sea of Holes" will be your first encounter. This cliff is loaded with potential – you just need some time and a lot of bolts!



Bolting by: Charlotte Durif and Josh Larson October 2018

Hike: 10 min from Farm House

Routes: 4 (7a+ to 8b project)



1. "Buddha said No" - 7a+, 9 bolts, 18 meters

Start off with technical friction slab climbing to a midway crux and then jugs to the first anchor!

2. "Buddha Said Maybe" - 8a+/8b, 13 bolts, 25 meters (open project 2018)

The extension to "Buddha said No" right from the low anchor you'll face the crux of the route, edges and bad high feet to a very dynamic dead-point to a slopper! Then a few more meters of crimpy and hard climbing! (move rightwards down the cliff to the drop-off to the road)

3. "Sea of Holes" (high start) – 7b+, 30 meters

"The best 7b in the universe?" The higher start is indeed harder than the lower start! Start on the grassy ledge near the tree and lean out to the giant hole and clip the first bolt. Very foot intensive crux to the 3rd bolt and then enjoy the ride on the most magical holes you've touched...

4. "Sea of Holes" (road start) – 7b, 30 meters

Same goes for the quality on this line, more moves than the higher version but less crux! Clip the first two bolts from the high ledge and lower down to the road for the ultimate Top-rope experience! Press, smear and crimp your way up to the 3rd bolt and continue to the chains!

